



















Spring Wood 26-09-20

Yellow		1.5 km		85 m			
▷		×				Start: special item	
1	124					N inside corner of fence	
2	102					Path and stream junction	
3	110	●		○		NE side of knoll	
4	116			×		Path and ditch crossing	
5	111			○		W side of thicket	
6	118			∨		S outside corner of stone wall	
7	105			×		Path crossing	
8	104	×				Special item	
9	115					Stone wall and fence junction	
10	125			○		E side of bridge	
11	113			<		Bend in path	
	120 m						Navigate 120 m to finish